



October 8, 2015

The Honorable Kirkman Finlay III  
Subcommittee Chairman, Legislative Oversight Committee  
South Carolina House of Representatives  
P.O. Box 11867  
Columbia, SC 29211

Dear Representative Finlay,

Thank you for your recent letter regarding DJJ budget analysis data. We have reviewed the charts and data you have provided and we do concur that the historical FTE information is accurate. The graphs depicting youth served (front end referrals and deep end incarceration) only show a portion of the youth and families we work with. Also, we are not confident that the budget information for funding sources is accurately reported. We would, of course, be glad to provide you and the other members of the subcommittee with data that we feel accurately reflects our budget amounts in total, state and federal/other funding for the years included in your analysis.

We would also like to forward to you additional charts which your subcommittee may find useful.

One chart shows juveniles committed to DJJ custody over a ten year period, showing both juveniles committed to incarceration at the agency's Broad River Road Complex (BRRC) and juveniles committed to community placement facilities. As you can see from this chart, DJJ has made a significant effort in recent years to provide Family Court judges with additional community placement alternatives for non-violent, status offense, first-time-offender, and other appropriate juveniles. The result of this has been an increase in community placements and a subsequent decrease in incarcerations "behind the fence" at BRRC. Another chart depicts the average daily population for BRRC and juveniles in any DJJ bed for five years.

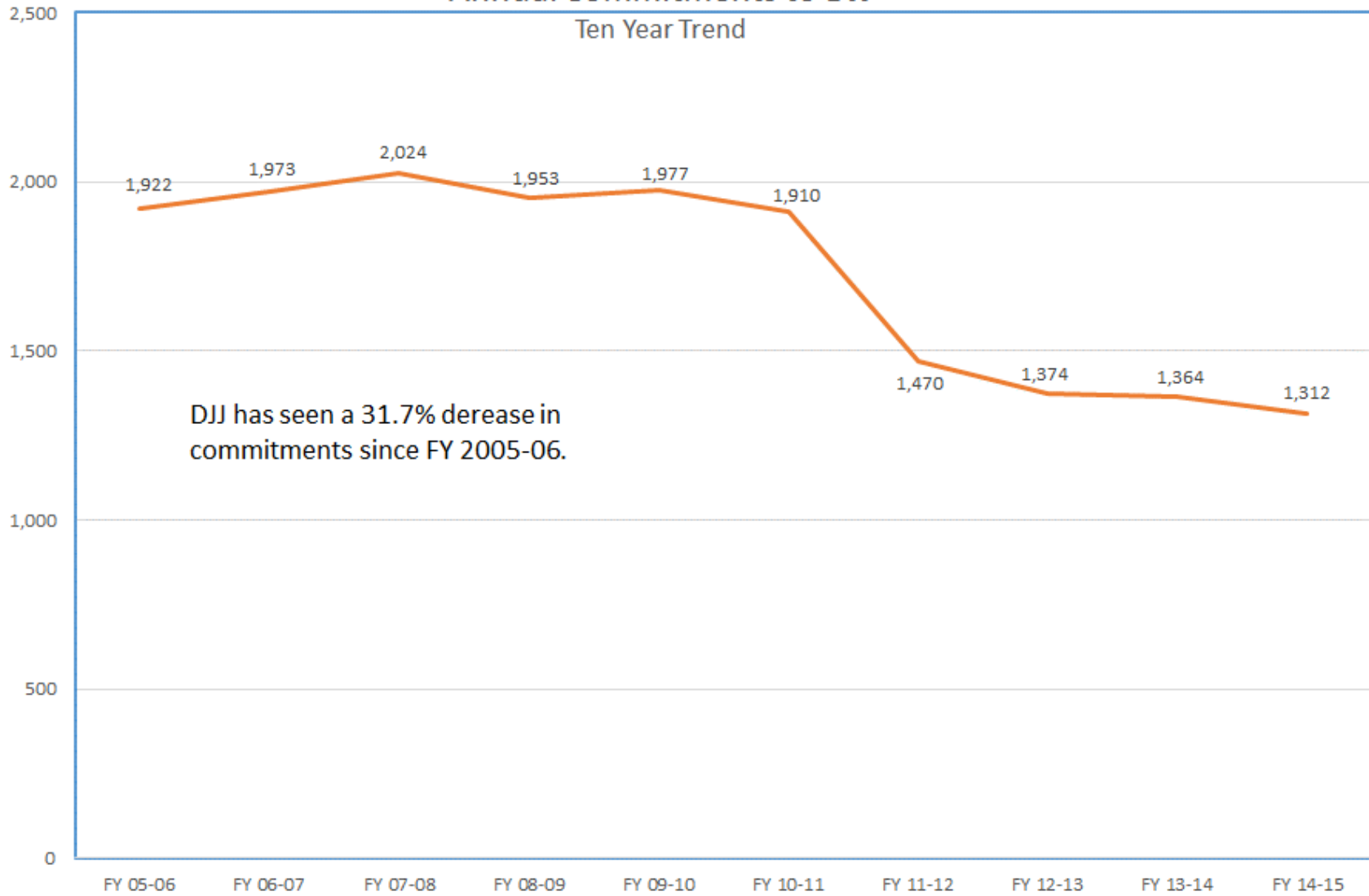
The last chart shows DJJ's funding, broken down by funding source, for the last ten years.

We hope the subcommittee finds these new charts to be useful tools in understanding the complexities of the DJJ budget. If we can be of any further assistance or provide any additional information, please let me know. Once again, we appreciate and value the legislative oversight that you and your subcommittee are providing for the citizens of the state, and look forward to assisting you in your endeavors.

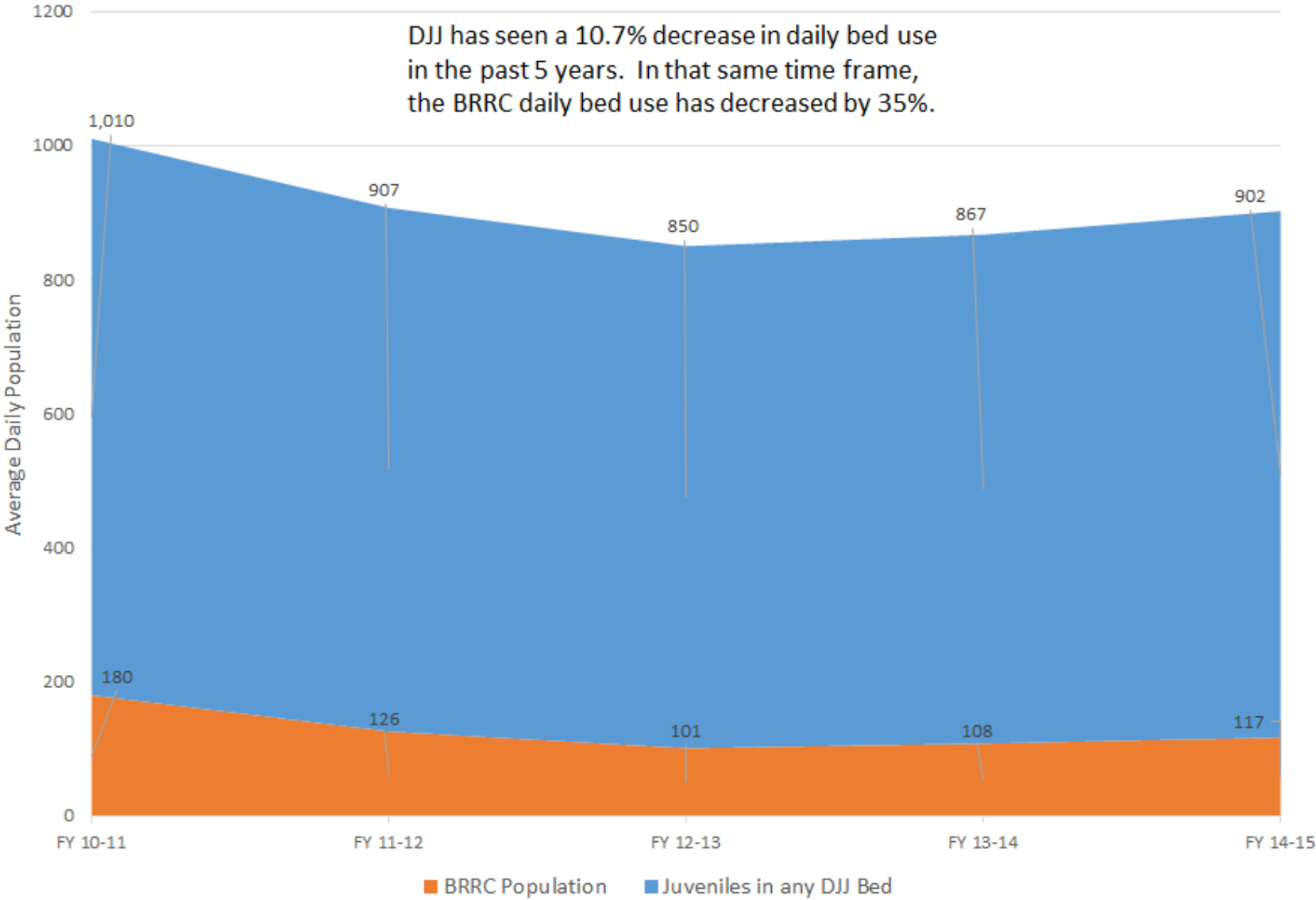
  
Sylvia Murray,  
Director, South Carolina Department of Juvenile Justice

## Annual Commitments to DJJ

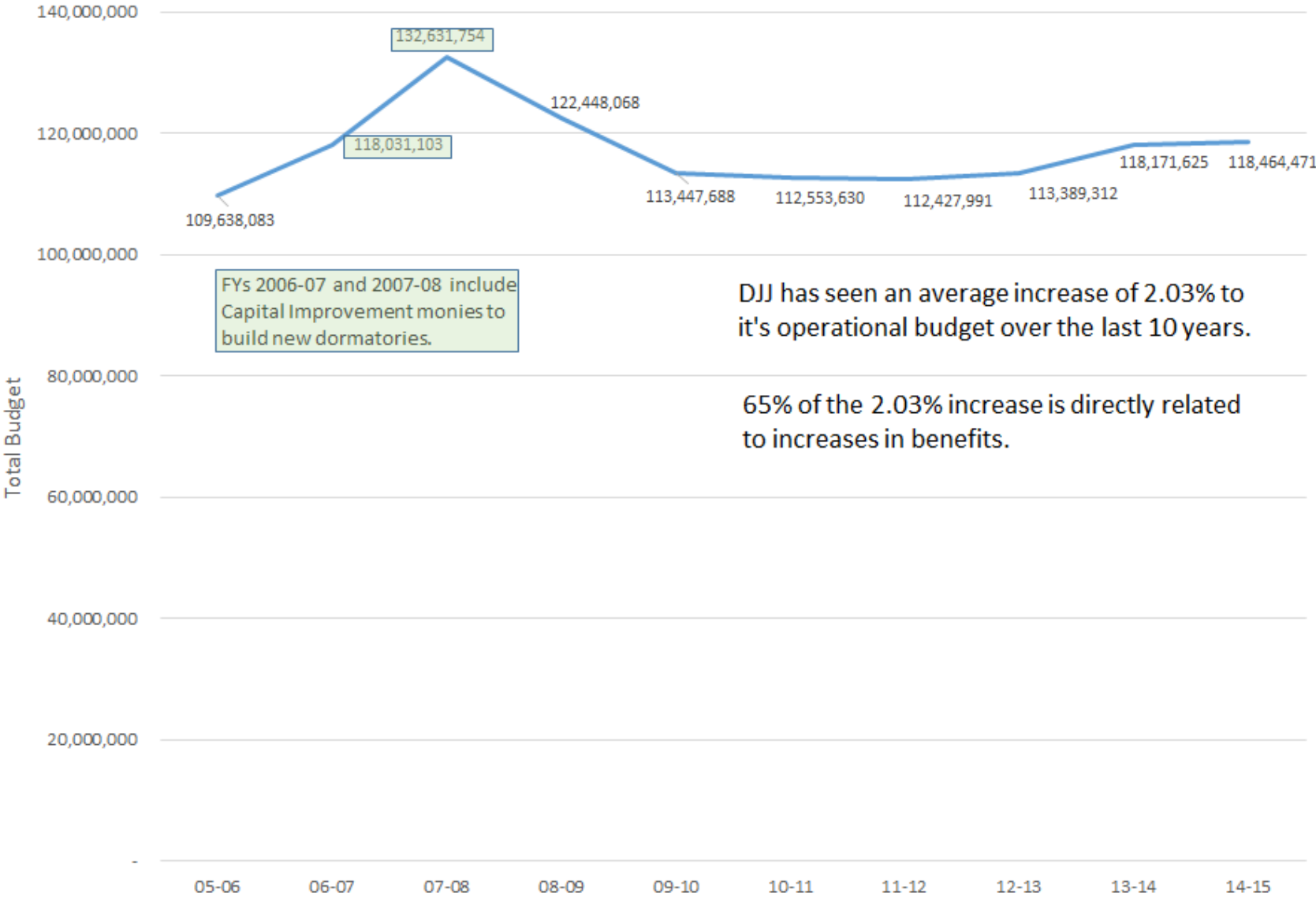
Ten Year Trend



### DJJ Beds in Use for the Past Five Years



### DJJ Total Operational Budget



FYs 2006-07 and 2007-08 include Capital Improvement monies to build new dormitories.

DJJ has seen an average increase of 2.03% to its operational budget over the last 10 years.

65% of the 2.03% increase is directly related to increases in benefits.